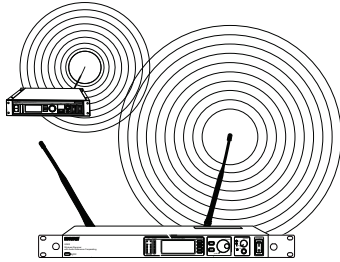


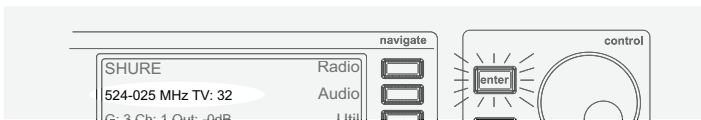
Point-to-Point Wireless Audio

The Point-to-Point (PTP) feature uses a P9T transmitter and a UR4 receiver to send any audio signal wirelessly from one point to another.

To use this feature follow these steps.



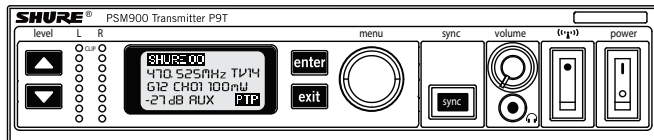
Use the UR4 to scan for an available frequency



1. Scroll to RADIO > SCAN > GROUP SCAN and press the enter button.
2. After the scan is complete, press the enter button.
3. Flashing LED's indicate that a group and channel have been selected.

Note: When using UR4 receivers in the G1 band, it is important to avoid local public safety frequencies.

Set the P9T to the same frequency as the UR4



470.525 MHz

SHURE Rac
524.025 MHz TV: 32

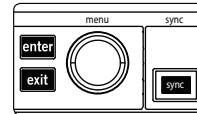
Important: When setting up point-to-point wireless audio, the frequencies must match.

Set the P9T to PTP mode

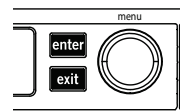
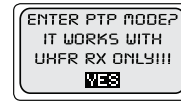
1. From the AUDIO > MODE menu, highlight either MONO or STEREO/MX.



2. Press the buttons sync, exit, then sync within 2.5 seconds.

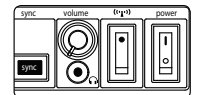
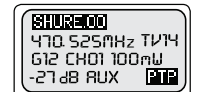


3. The display shows ENTER PTP MODE? IT WORKS WITH UHF-RX ONLY!!!



Select YES and press the flashing enter button.

The P9T is now in PTP mode and the letters PTP are highlighted in the lower right corner of the display. Turn on the P9T RF switch. The blue antenna LED illuminates and the UR4 RF LEDs and blue LEDs illuminate to indicate a PTP connection.



Note: SYNC does not work in PTP mode.

Exiting PTP Mode

PTP mode remains active even when the P9T is powered off. To exit PTP mode, change the P9T to either MONO or STEREO/MX from the AUDIO > MODE menu.

Additional Information

- To send a +4dBu line-level signal to the P9T, select LINE +4 dBu from the AUDIO > INPUT menu, and use the ▼▲ buttons to set the audio level to -16 dB, as shown on the display. On the UR4, set the MIC/LINE switch to LINE and the front panel attenuator to 0 dB for a +4 dBu signal level.
- To transmit and receive in stereo, two P9T transmitters and two UR4S receivers (or one UR4D receiver) are required.
- Use a directional antenna, like the PA805SWB, on both the P9T transmitter and UR4 receiver to extend the operating distance to 500 meters (1,600 feet) and beyond (given optimum conditions).